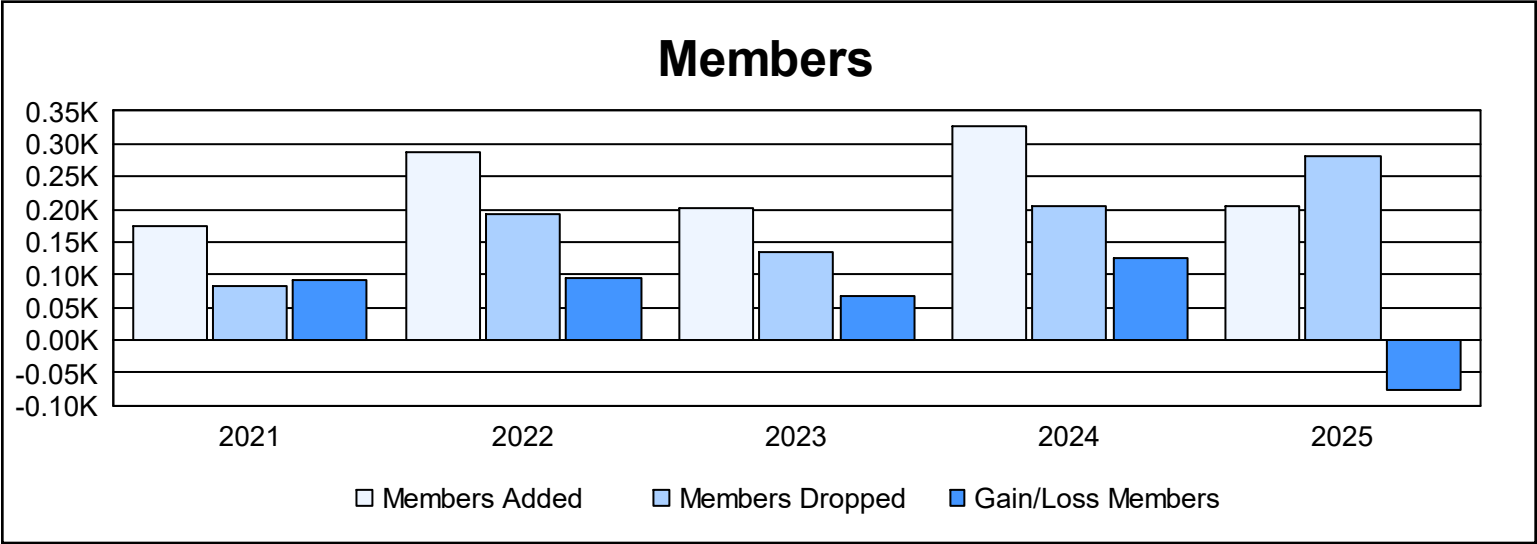
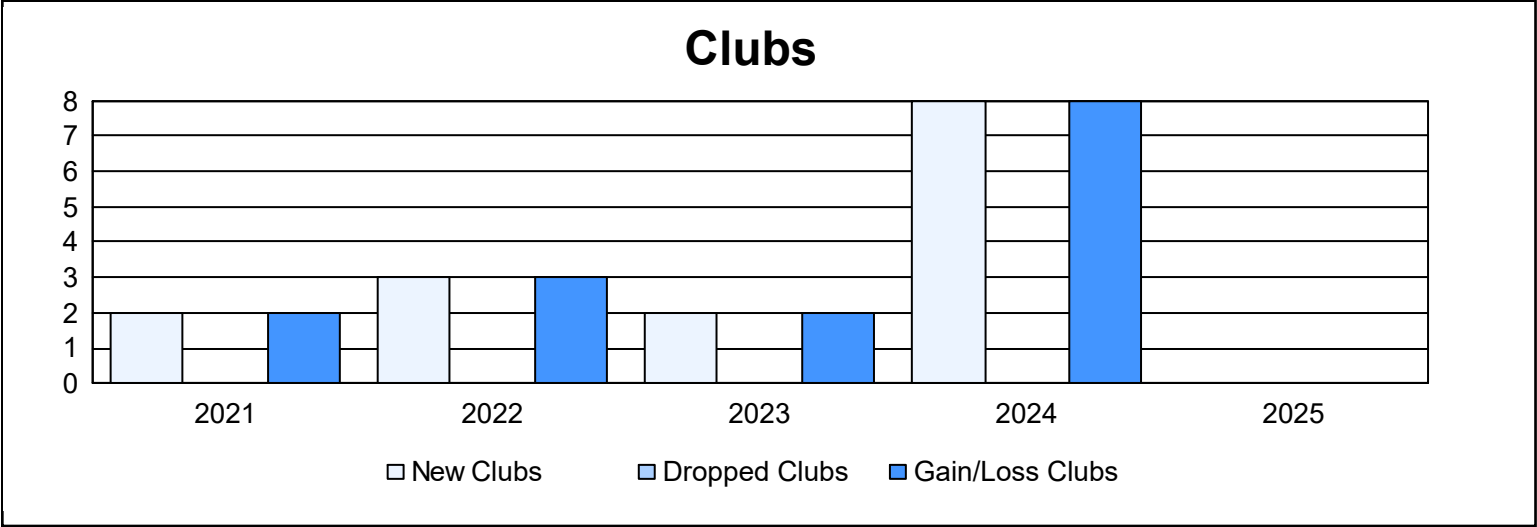
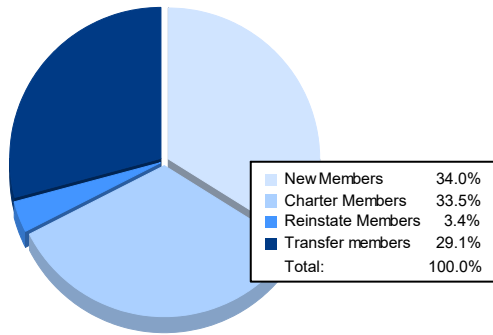


| Year      | New Clubs | Dropped Clubs | Gain/ Loss Clubs | New Members | Charter Members | Reinstate Members | Transfer Members | Total Member Added | Total Members Dropped | Gain/ Loss Members |
|-----------|-----------|---------------|------------------|-------------|-----------------|-------------------|------------------|--------------------|-----------------------|--------------------|
| 2020-2021 | 2         | 0             | 2                | 104         | 59              | 8                 | 2                | 173                | 82                    | 91                 |
| 2021-2022 | 3         | 0             | 3                | 184         | 85              | 19                | 0                | 288                | 194                   | 94                 |
| 2022-2023 | 2         | 0             | 2                | 111         | 70              | 16                | 4                | 201                | 134                   | 67                 |
| 2023-2024 | 8         | 0             | 8                | 98          | 174             | 36                | 20               | 328                | 204                   | 124                |
| 2024-2025 |           |               |                  | 70          | 69              | 7                 | 60               | 206                | 281                   | -75                |
| Average   | 4         | 0             | 4                | 113         | 91              | 17                | 17               | 239                | 179                   | 60                 |



### Membership Composition June 2025 Cumulative



### Gender Composition June 2025 Cumulative

